


New Mexico Cross Country Ski Club

Newsletter



March 2006



Meeting Schedule for 2005-2006

Next meeting: Thursday March 9, 7:30pm

- **Election of Officers** and Committee Chairs! Throw out the current scoundrels and get new leadership for the Club! Nominations from the floor will be taken. See the present list of candidates on page 2.
- **Program:** We will have a short program in which Dave Saylor will show digital photos contributed by members from club trips. Anyone wishing to contribute photos from this year's trips should contact Dave at 298-7377 or dsaylors@acm.org

Monthly General Meetings

October 11	January 12
November 10	February 9
December 8	March 9

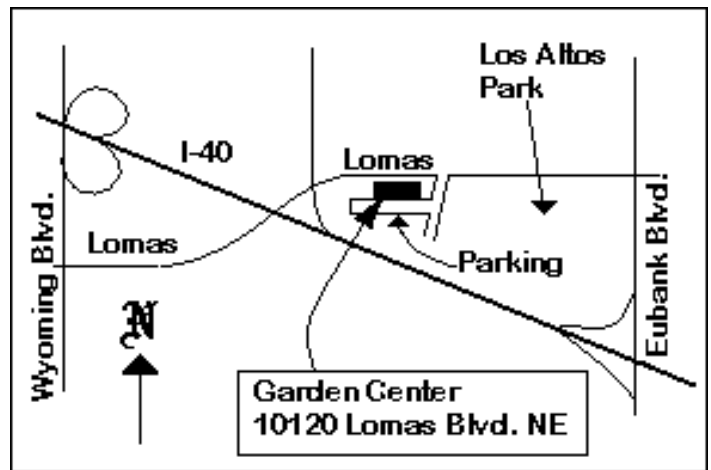
Meetings are held at 7:30pm on the second Thursday of each month, October through March, at the Albuquerque Garden Club Center, 10120 Lomas NE. Look for the sign on Lomas at the entrance to the Center. Please park on the south side of the building and enter through the south entrance.

Heads-up for 2007 trips !!

See page 3, and the trip postings on page 9, for information on some major 2007 trips: Winter Park bus trip, Yellowstone trip, and hut trips.

Unlike most Club trips, these have reservation and payment requirements which require that the leader establish a participant list and collect money during our Summer hiatus.

If you don't pay attention, you could miss your chance to go on these major trips!



5-day Bus Trip to Winter Park !! **sign-ups needed now**

Louise is planning a bus trip to Winter Park for Feb 28–Mar 4, 2007. This will be both our first 5-day bus trip and our first bus trip to the spectacular Winter Park area.

- **This trip will not happen unless we get deposits for most of the bus by the March 9 meeting!** We have a large non-refundable lodging deposit due right away.

The \$430. total cost (\$200. deposit now) is quite a bargain – it includes all transportation, lodging, *and meals and refreshments!* Yea!

Article on page 3; reservation form following ...

Visit the NMCCSC Web site at
www.naturediscovery.org/nmccskiclub
newsletters, updated trip info, and more!



Elections

- Elections of officers and committee chairs are held at the March general meeting each year. These volunteers take office at the summer change-over/organizational meeting and serve through the following season. The officers and committee chairs together comprise our Board of Directors.
- The Board, through a combination of cajoling, wheedling, and outright begging, prepares a list of candidates. Board members hoping to relinquish their position work hardest at this. This year’s list appears below. In the event additional victims are discovered at the last minute, nominations may be made from the floor.
- Officers, once elected, receive absolute obeisance and unwavering adulation from the membership. Committee chairs receive conditional obeisance and intermittent adulation.
- Committee chair positions listed below are those given in the bylaws. The bylaws group some related jobs into logical categories, while recognizing that some positions may require more than one person. Thus, the listing has several positions where the “candidate” is actually a team of people running as potential co-chairs.

<u>Position</u>	<u>Current Officeholder</u>	<u>2006-2007 Candidate</u>
President	Mike Martin	Mike Martin
Vice President	Janie Gilmore-Daniels	Wayne Kirkby
Secretary	Tammy Catalfamo	Karen Leach
Treasurer	David Ploor	David Ploor
Day Trips	Bill Heitz	Bill Heitz
Long Bus Trips	Louise Broadbent	{ Louise Broadbent Ray & Thea Berg
Overnight Car Trips/Hut Trips	Guy Miller	Guy Miller
Publications Committee	{ Lester & Sharon Byington Dianne Cress	{ Lester & Sharon Byington Diane Owens
Instruction Committee	Guy Miller	Guy Miller
Membership Committee	Gene and Donna Lisotto	Gene and Donna Lisotto
Programs Committee	Wayne Kirkby	Janie Gilmore-Daniels
Refreshments Committee	{ Lucy Miller Carolyn Tisone	{ Carolyn Tisone Dawn Brummel
Trails Committee	Sam Beard	Sam Beard
Web Site and Email Group	{ Lester Byington Debbie Brunt	{ Lester Byington John Thomas





Early Announcements – 2007 Trips

Yellowstone on Skis 2007

by Ray Berg

Due to the popularity of this year's Yellowstone on Skis trip we will have a repeat in 2007. This is a wonderful opportunity to see close up the geological and biological wonders of one of our most famous National Parks. Our mid-winter visit shows the park at a time when few people are around to disturb the scenic beauty of this amazing place.

Yellowstone on Skis is a 5 day, 5 night ski intensive program of skiing in Yellowstone National Park, with 3 days around Mammoth Hot Springs and 2 around Old Faithful. Transportation within the park is by snow cat and is provided by Yellowstone. Nights are in lodges in the park. While the Yellowstone Association hasn't yet finalized all of the arrangements, I estimate that the total cost, including transportation, will be around \$1800. for the 6 day - 5 night trip. This plan assumes you bring your own equipment and stay Saturday at Mammoth. A more detailed itinerary is available on request.

The Yellowstone Association operates several programs through the winter, although some are not available to groups such as ours. We are leaving the exact dates a little open so that some of the Ski Club's activities can be coordinated. However, the trip will start on a Monday (air to Bozeman, MT, Monday morning) and return on the following Sunday afternoon. We expect to finalize all of the arrangements during March.

If you are interested in this spectacular trip, contact Thea or Ray Berg by phone at 294-4112 (Albuquerque) or by email at rsberg01@comcast.net.



Hut Trips 2007

by Guy Miller

We will be entering the lottery for 2007 hut trips in early February. Harry Gates Hut will be our primary goal, with a target time of late February 2007. Other hut trips for 2007 will be bid for in April.

If you have even slight interest in these trips, contact Guy Miller at 294-7940 (please call before 9:00pm) or at xcskiboy@aol.com, and maintain contact during the summer!

Winter Park Bus Trip

Wed February 28th – Sun March 4th, 2007

by Louise Broadbent

This is the first time the club has attempted to go to Winter Park by bus and the first time the club has booked a five-day trip with the bus. We have booked two Reunion cabins next to each other and 8 double bedrooms at Indian Peaks Lodge at Snow Mountain Ranch. Snow Mountain Ranch (SMR) is part of the YMCA of the Rockies. It is a conference center and Nordic Center. Their Nordic Center has over 100 km of groomed trails on the property. The Reunion cabins are very large and modern. We will put 17 people in each cabin and the rest at the Indian Peaks rooms. The kitchens and dining



rooms at the Reunion cabins are designed to accommodate 40 people each for dining. We will take the 55 passenger

bus with 48 passengers. We can only take 48 passengers because we will have to take all the food and drink for 48 people for the entire stay. The tentative schedule would be to leave Albuquerque on Wednesday morning February 28th around 9:00am and have people bring their own lunch on the bus. We would have a dinner stop in Idaho Springs on the way and arrive at SMR before 9:00pm. The trip will include your dinner on the way there, four breakfasts and three dinners while at SMR and a lunch on the bus on your way home. Meals while at SMR are going to be prepared by volunteer members on this



trip. We would plan to get you back to Albuquerque by 6:00pm on Sunday night March 4th.

I am starting sign-ups now because the club has to make a non-refundable deposit to SMR within a month to hold our rooms. I am going to try to get an extension on the deposit until our next club meeting which is March 9th. We are asking everyone who wants to go on this trip to pay \$200 per person to hold your spot. If we do not have enough checks by March 9th we may have to cancel the trip altogether. If we have a lot more than 48 checks, we will have a drawing to see who will get on the trip. The total cost of the trip will be \$430. per person. The people who room in the Reunion cabins will be expected to help with a meal during their stay. The people in Indian Peaks will be brought over to one of the cabins for breakfast and dinner but will not be required to help with meal prep. We will have dessert every night in one cabin so we can all be together and discuss the next day's plans.



We will put 17 people in each cabin and have 14 people stay at Indian Peaks. The Reunion cabins each have 8 bedrooms with private baths. One of the upstairs rooms will be shared by three singles. All the rooms in the Reunion cabin are very large and the room that would hold three people will either have three bunk beds or two bunk beds and a queen size bed. As an incentive for people willing to share with two other singles we will allow you to sign up as a trio. If you are one of only two trios signing up together you will automatically get on the trip and will not be subject to the lottery. If we have more than two trios sign up, you will still have a much better shot on the lottery because we will pick two trios and then put all the individual registrants back into the general pool to be picked for the rest of the

open spots. This seemed like a fair way to handle it since you may be sharing a room with two other people but your advantage would be rooming in the main cabin and a much better shot at getting on the trip.

The bus will go to Rocky Mountain National Park to ski at least one day and to Devils Thumb (a Nordic area with another 100 km of groomed trails), and one other day of back country skiing as well as ability to ski right at Snow Mountain Ranch. Many of the club members have been on drive trips to Winter Park and can attest that there are unlimited places to ski from there. For those wishing to downhill ski at Winter Park Resort, there is shuttle service from the SMR administration building each day.



The cabins at Snow Mountain Ranch are really beautiful, and making meals and eating together is a very nice way to socialize with other members. You should send a check for your deposit as soon as possible so the club will know if we can commit to this trip. There is a registration form in this newsletter. Please read it over and register now if you want to be included in Winter Park next year. It should be another great bus trip. There will still be two other 3-day bus trips next season in addition to this trip.



**5-Day Bus Trip
Winter Park, Colorado**

**Leaving Wednesday February 28, 2007
Returning Sunday March 4, 2007**

**Departing Albuquerque at 9:00 AM
Arriving Albuquerque at 6:00 PM**

Cost \$430 per person

The trip will include four nights at Snow Mountain Ranch, dinner en-route, four breakfasts, three dinners, and one lunch en-route on your return, plus transportation.

Sign-ups with a \$200 per person deposit are due by March 9th, 2006.

If you are registering with someone, complete **one form** and mail your checks together please.

Mail registration form and check to Louise Broadbent, 367 Horseshoe Loop, Jemez Springs, NM 87025. Make out your check for \$200. per person to the New Mexico Cross Country Ski Club. If you have any questions – send them to louise@valornet.com.

Club Cancellation Policy

In the event that a bus trip cannot be completed due to events beyond Club control, such as weather, road conditions, mechanical failure, etc. any money that is not already committed will be equally divided and distributed among trip participants.

REGISTRATION

Name _____ Home Phone _____

Work Phone _____ Email address _____

Emergency contact _____ Phone _____

Ski Ability: Beginner ____ Class One ____ Class Two ____ Class Three ____

COMPLETE IF REGISTERING WITH ONE ROOMMATE (2 PEOPLE)

Roommate _____ Home Phone _____

Work Phone _____ Email address _____

Emergency contact _____ Phone _____

Roommate Ski Ability: Beginner ____ Class One ____ Class Two ____ Class Three ____

COMPLETE IF REGISTERING WITH TWO ROOMMATES (3 PEOPLE)

Roommate _____ Home Phone _____

Work Phone _____ Email address _____

Emergency contact _____ Phone _____

Roommate Ski Ability: Beginner ____ Class One ____ Class Two ____ Class Three ____



Trip Reports – Silverton Bus Trip

Silverton – A First-Timers Perspective by EJ Fenoglio and Susan Wyatt

The trip started early for two novices with lots of anticipation plus assumptions such as why it would not be a good idea to take the bus: 1) "we'll get there faster if we drive" (we left Albuquerque at noon and arrived in a snowstorm with an hour delay due to road conditions while the later-arriving bus found well-cleared roads and got there on time, and 2) "we'll have to put up with a busload of stodgy people and it won't be fun" (we learned later that the occupants enjoyed beer, wine, soft drinks and snacks both to and from, and had a great time.)

During the three days of skiing, people shared clothes, know-how and equipment, being helpful to newcomers and veterans alike. Fun talk and lively discussions filled our happy hour and meal gatherings as well as our bus trips to drop-off sites.

Silverton is a picturesque old mining town full of historically preserved buildings, including a few shops and restaurants that are open for the winter. Located at over 9,000 ft., the town averages 200 inches of snowfall a year and sports only 450 year-round residents. It swells in size with tourists and part-timers during the summer months when the Silverton-Durango train is running. We found it quiet and charming, not a big, brash, over-populated ski resort.

Skiing was excellent on Friday and Saturday with 12 inches of fresh powder. Class 1 and 1½ (do we hear 1¾?) along with Class 2 runs included Little Molas Lake at Molas Pass, Ironton, and the river trail to Howardsville. The advertised skiing right from the hotel into trails met the mark.



Class 1?? – give me a break!!

Steady and unflappable bus driver Ron Bertschi, with his turquoise-encrusted top hat, has driven for the club for four years. He's a ringer for the job, given his previous commercial career on the Albuquerque/Montrose bus run for Greyhound and his Swiss heritage. He's dedicated to his riders to the extent that he took a vacation from his regular job to drive for the trip this weekend.


Rave reviews were given for the wonderful and comfortable Victorian Grand Imperial Hotel and its owner of 13 years, George Foster, who was gracious and accommodating. The hotel offered a hot tub, delicious meals, and even the ghost of Luigi who died in Room 28 on the 3rd floor almost a hundred years ago. The consensus was that the club should definitely plan a trip to Silverton next year.

Kudos to Louise Broadbent for her generous time and brilliant planning. Her caring touch made the trip a special time for all of us.



Winter Ascent – Black Bear Peak by Lester Byington

Mike Martin pulled off an unusual achievement on Saturday – an actual winter ascent of a real peak, complete with signing the summit register. He managed to drag Wayne Kirkby and me along with him. Snow conditions ranged from deep fluff to polished windpack to rocky – we walked the last 5 minutes to the summit. Route angle varied from steep to ... um ... scary. Great day.



Alan Burns' Class III group in front of Engineer Peak



Aspen Town Loop

by Louise Broadbent

Tom Broadbent and a couple other brave souls did an exploratory ski on the Aspen Town Loop on Friday. They lived to tell about it, so I led the Class II ski there on Saturday. We started out by climbing up the far left ski run at Kendall Mountain. The first 2.5 miles is a steady climb. There were beautiful overlooks and stream crossings on the way up.

Most of the trail was heavily forested and the snow stayed quite fluffy despite warm temperatures. The trail began at 9400 feet elevation and reached 10800 feet in 2.5 miles. After topping out the trail has a few level areas and very little uphill on the rest of the loop. I would describe the downhill leg as one big rollercoaster ride. I had to use all the strength I had to keep my snowplow on the downhill. Can you feel the burn? When the trail mellowed a bit we could let loose for some really fun rides. I could not help but let out a couple of WooHoo's as I sailed down in 8" of new snow.

All in all it was a memorable day.



Skiers on Aspen Town Loop near Silverton

When we got onto the trail the second day, the first mile had been packed by snowshoes, but the rest of the 4.5 mile trail to the South Mineral Creek Campground was pristine and untraveled. That also meant we had to break trail through snow that was sometimes as much as 2 feet deep, one of the reasons our trip was not a Class I.

The campground is a great trip goal, complete with picnic benches and both men's and women's outhouse facilities. Unfortunately, Thea still complained about having to use the men's room – something about the long lines at all the women's rest rooms.



South Mineral Creek trail, between Silverton and Red Mountain Pass



Deep snow on buildings at Ironton, on the far side of Red Mountain Pass

South Mineral Creek trail

by Ray Berg

This route had been planned for the first ski day, but due to the 8-10 inches of beautiful snow the day we arrived, the entire Red Mountain Pass area was closed that day for avalanche blasting.

Trip Report – Crested Butte Bus Trip

My Crested Butte Vacation

by John Thomas

*Under a cloudy and blustery sky,
We loaded the bus while anticipation ran high;
Finally, Ron, the driver, gave the horn a toot,
Destination: Crested Butte!*

As we drove north from Albuquerque, we watched the parched landscape flow by. We stopped in Alamosa for supper and, after a fine feed, we shot north in the Gun Barrel. The San Luis Valley was as dry as northern New Mexico. After we turned on to US 50, we started watching for snow and, as we approached Monarch Pass, we started to see some.

We pulled into the Old Town Inn at Crested Butte and started to unload our gear. The snow on the outside of the motel was piled about six feet high and we had to walk through a trench in the snow to get to our rooms. The snow across the street at the Majestic Plaza was piled even higher, maybe twenty feet high. There would be plenty of snow!

Saturday morning, Jean and I went with Ray Berg and we skied up Washington Gulch on a Class II trip. The beginning of the trail was wind-loaded and icy but, as we climbed up the valley on a Forest Road, the snow became better and the terrain became more wooded. At a trophy home near a bend of the road, the leaders had to hunt for the road which was not conspicuous because of the deep and drifted snow. We persevered and continued up the valley. We came to an old mining camp consisting of a few shacks and then, still following the road, we continued another half mile or so to the suburb of Elkton, which consists of two shacks.



On Sunday, I led a trip from the outskirts of Mt Crested Butte to the village of Gothic, which is an old mining camp with some full-time residents and a summer population. This is a scenic Class I trip that I always enjoy. The Gothic trailhead was well marked and nicely plowed. We broke the group up into a faster group which was led by Louise and a cautious group, which I shepherded. The first quarter mile was windblown and packed and the trail was on the edge of a substantial precipice, giving the faint of heart some trepidation. However, everyone was able to pass the dangerous section and had a good ski into Gothic. I had forgotten how dramatic Gothic Mountain was and later on, when the sky cleared we were able to see the sun looming over the village of Gothic.

It snowed about 6" on Sunday night, and on Monday morning Marlene Brown led a second visit to Gothic for us hardcore skiers. The snow was copious and delightful, and the troublesome areas had disappeared. The museum in Gothic was open that morning and some nice ladies gave us hot chocolate and doughnuts before we tackled the hill on the north side of Gothic. By then the wind was kicking up to gale force so we turned around and headed back to Mt Crested Butte. On the downhill stretch on the south side of town we had a strong tailwind and by sticking out our arms we were able to harness it and it propelled us along at speeds near 50 mph, more or less. Eventually the wind died down, and we loafed back to the bus, savoring the scenery and the experience, wondering if this would be the last ski of the season.





Information for Skiers

FOOD, WATER and EQUIPMENT: Each skier brings all of his/her own equipment; skis, boots, poles, wax, warm clothes, food, water, etc. At least one quart of water per person and extra food for delays or emergencies should be carried.

TRANSPORTATION: Skiers should try to car pool from the meeting point to the ski trailhead. Drivers should be reimbursed 7.5 cents per mile by each passenger in a car pool. Approximate car mileage will be listed in the trip description.

TOUR LEADERS: Tour leaders are volunteers who plan and lead ski tours for NMCCSC members. A tour leader has the prerogative of rejecting any person as a tour member because of equipment, ability, or any other reason. Call the leader if you have questions about the tour.

LIABILITY: The NMCCSC is a non-profit organization in which all activities are carried out by volunteers. The Club, Club officers, trip leaders and drivers assume no liability in connection with any Club activity. If you are concerned about accidents, either while skiing or traveling, you should obtain your own insurance policy.

TOUR CLASSIFICATIONS: The tour classification is an indication of the degree of difficulty of the trail and the corresponding skiing ability required to safely and enjoyably ski. Note that the length of the skiing portion of the trip is given in the trip description. The types of trails that each class of skier may be expected to navigate are given below:

CLASS I: A tour with less than 1000 feet of elevation gain and less than 5 miles in length, and can be skied by novice skiers with minimal cross country experience. **Persons with no cross country skiing experience MUST take beginning lessons or must obtain the leader's permission PRIOR to joining a Class I tour.**

CLASS II: A tour with 1000 to 2000 feet of elevation gain and less than 10 miles in length. The trail will have gentle to moderate slopes which require the ability to stop and turn on the slopes. A Class II+ tour will have 2000 to 3000 feet of elevation gain.

CLASS III: A tour with greater than 3000 feet of elevation gain and greater than 10 miles in length. The trail may be steep or narrow and requires at least intermediate to advanced skiing ability.

Carpooling/Meeting Places

These abbreviations are used in some trip descriptions:

Lowes Lowes, on Paseo del Norte east of I25
Park in northwest corner of lot, but not in the new Target parking lot.

WF Wells Fargo Bank
Franklin Plaza
Central & Juan Tabo NE
Use the parking area away from the money machine.





Day Trips & Overnight Trips

Bill Heitz – Day Trips and Overnight Trips

Please contact Bill if you are interested in leading a trip, even if it will be farther into the season. If you have never led a trip but would like to, Bill can assist in selecting an area or providing how-to's on trip leadership. Remember, each time you lead a trip your name is added to the hat for the drawing for a free bus trip. Trips must be submitted by the last Thursday of the month to be included in next month's newsletter.

Keep reading the newsletter for upcoming trips and think snow! All trips are dependent on snow conditions, so please contact the trip leader to check for changes/cancellations.

Send trip information to:

Bill Heitz
53 Valle Vista
Corrales, NM 87048-6400
898-3573
bill.heitz@ieeee.org



Hut Trips 2006

Sun-Fri 26 Feb-3 Mar Fabi's Hut, CO
Leader: Guy Miller, 294-7940
(Please call before 9:00pm.), xcskiboy@aol.com
See article in December newsletter.

Winter Park Bus Trip 2007


Wed-Sun 28 Feb-4 March Winter Park
Leader: Louise Broadbent
louise@valornet.com
5-day bus trip to Snow Mountain Ranch, near Winter Park. See writeup in this newsletter. Ski at SMR, Devil's Thumb, Fraser Experimental Forest, Rocky Mountain National Park. ***Need deposits by the March 9 Club meeting.***

Yellowstone 2006

Mon-Sun 27 Feb-5 March Yellowstone Park
Leader: Michon Johnson, 332-8929
Trip is full. See writeup in last March newsletter. Emphasis on natural history and wildlife; ski trips led by graduate-degreed experts from the Yellowstone Association Institute.

Yellowstone 2007

Mon-Sun; exact week TBD Yellowstone Park
Leader: Ray Berg, 294-4112
See writeup in this newsletter. As with the 2006 trip, emphasis is on natural history and wildlife. Ski trips are led by graduate-degreed experts from the Yellowstone Association Institute.



**NEW MEXICO CROSS COUNTRY SKI CLUB
2005-2006 OFFICERS AND COMMITTEE CHAIRS**

Officers	Name	Phone	Email Address
President	Mike Martin	286-8762	Pahasapapapa@aol.com
Vice-President	Janie Gilmore-Daniels	259-0502	janiegil@aol.com
Secretary	Tammy Catalfamo	286-9861	firstcraig@aol.com
Treasurer	David Ploor	822-8650	dpl505@comcast.net
Committee Chairs			
Membership	Gene & Donna Lisotto	884-7331	Gene_Lisotto@msn.com DonnaLisotto@msn.com
Publications	Lester & Sharon Byington	286-9100	lester@byington.org sharon@byington.org
	Dianne Cress	294-2928	dianne.cress@state.nm.us
Programs	Wayne Kirkby	898-1654	ski1071607@aol.com
Refreshments	Lucy Miller	293-5673	millerabq@yahoo.com
	Carolyn Tison	856-7126	mctison@worldnet.att.net
Day Trips	Bill Heitz	898-3573	bill.heiz@att.net
Overnight & Hut Trips	Bill Heitz	898-3573	bill.heiz@att.net
	Guy Miller	294-7940	Xcskiboy@aol.com
Long Bus Trips	Louise Broadbent	505-829-3840	louise@valornet.com
Instruction	Guy Miller	294-7940	Xcskiboy@aol.com
Trails	Sam Beard	828-0673	samgbeard@msn.com
Web site; email group	Lester Byington	286-9100	lester@byington.org
	Debbie Brunt	256-5381	debbrunt@comcast.net

New Mexico Cross Country Ski Club
PO Box 8425
Albuquerque, NM 87198-8425

March 2006

Meeting Schedule	1
Notice of 2007 Trips	1
Elections	2
2007 Trip Announcements	3-4
2007 Winter Park bus registration	unnumbered insert
Trip Reports	5-7
Information for Skiers	8
Day Trips/Overnight Trips	9

